


**Learning project: week 2 - post work on Seesaw**



Maths Tasks		Spelling and Reading tasks	
Mon	<p><a href="https://www.youtube.com/watch?v=3yf3xgE8wMc">https://www.youtube.com/watch?v=3yf3xgE8wMc</a> – join in with the 2 times tables</p> <p><a href="https://classroom.thenational.academy/lessons/subtracting-by-partitioning-crr3jr">https://classroom.thenational.academy/lessons/subtracting-by-partitioning-crr3jr</a> (subtracting by partitioning) take the quiz: watch the video and complete the lesson</p>	Mon	<p>Spellings so far this term: with, will, went, after, because, only, don't, can't, doesn't</p> <p>Practise these spellings daily then ask someone in your family to test you – how many did you get right?</p>
Tue	<p><a href="https://www.youtube.com/watch?v=2KyDZ7f1RfE">https://www.youtube.com/watch?v=2KyDZ7f1RfE</a> join in with the 5 times tables</p> <p><a href="https://www.bbc.co.uk/bitesize/articles/z2xfxbk">https://www.bbc.co.uk/bitesize/articles/z2xfxbk</a> work down the page and click on the video and watch this (Counting to 100); work down to Activity 3; when you've done all the activities you can click on the answer sheet</p>	Tue	<p><a href="https://spellingframe.co.uk/">https://spellingframe.co.uk/</a> under Year 2. Click on Spelling rule 7 – 'le' at the end of words</p> <p>Learn what the rule is and the words that fit that rule. Then choose a game to play to practise that rule – explain it to your parent / carer.</p>
Wed	<p><a href="https://www.youtube.com/watch?v=VIVJhAiruCc">https://www.youtube.com/watch?v=VIVJhAiruCc</a> join in with the 10 times tables</p> <p>Can you recite the months of the year rhyme from last week – ask your carer to test you</p>	Wed	<p><a href="https://www.booktrust.org.uk/books-and-reading/have-some-fun/storybooks-and-games/hairy-maclary/">https://www.booktrust.org.uk/books-and-reading/have-some-fun/storybooks-and-games/hairy-maclary/</a> scroll down to Hairy Maclary from Donaldson's Dairy - click on the arrow and read along</p>
Thu	<p><a href="https://www.topmarks.co.uk/maths-games/daily10">https://www.topmarks.co.uk/maths-games/daily10</a> - level 2 - doubles and halves – doubles up to 20</p> <p>Use the number grid below: pick 2 numbers to subtract from each other – always put the largest number first (eg I have picked 29 and 37; my number sentence will be: 37 – 29 because 37 is greater than 29) ; use a number line to subtract the number ; repeat for 10 more number sentences</p>	Thu	<p>From the story of Hairy Maclary yesterday, which was your favourite dog and why? Write 6 questions you would ask the dog you picked.</p>
Fri	<p><a href="https://www.topmarks.co.uk/maths-games/daily10">https://www.topmarks.co.uk/maths-games/daily10</a> - addition - 2-digit numbers</p> <p>Telling the time – using the clock face you made last week work out where 10 minute past the hour and 10 minutes to the hour would be; practice finding 10 to and 10 past : mark these on the clocks at the end of the sheet – 10 past 4, 10 to 6, 10 past 12 and 10 to 1</p>	Fri	<p><a href="https://spellingframe.co.uk/">https://spellingframe.co.uk/</a> under Year 2 – spelling rule 10 –y</p> <p>Learn what the rule is and the words that fit that rule. Then choose a game to play to practise that rule – explain it to your parent / carer.</p>
Writing and RE Tasks		Wider curriculum over the week	
Mon	<p><a href="https://www.youtube.com/watch?v=lb0c-YnhCdQ">https://www.youtube.com/watch?v=lb0c-YnhCdQ</a> Hairy Maclary from Donaldson's Dairy – play the video</p> <p>This book has rhymes in it – make a list of the rhyming words</p> <p>Find words that rhyme with these words: ears, tails, paws, lick, play, claw, cat</p>	Mon	<p>Values – Every term we focus on different virtues and values. Through Autumn it has been Curious and Active. What things do you value? Why are these things important to you? Make a leaflet explaining you values.</p>

## Learning project: week 2 - post work on Seesaw

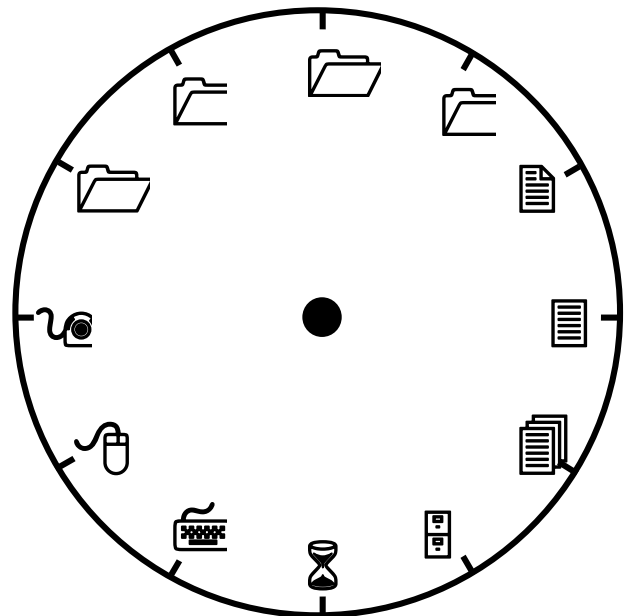
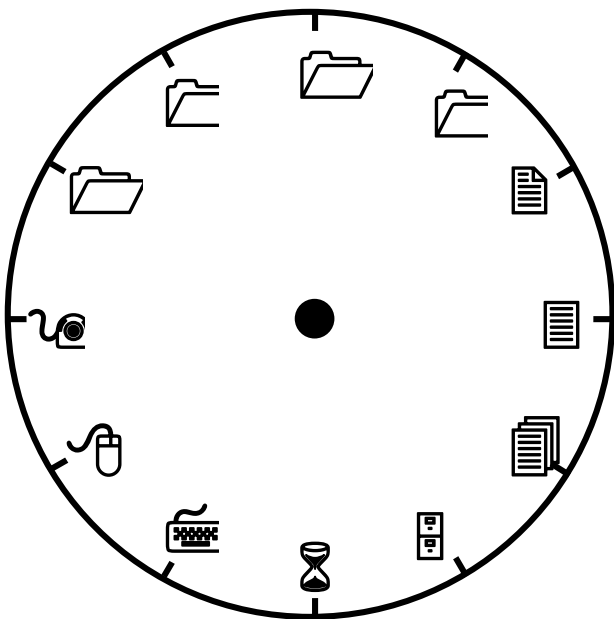
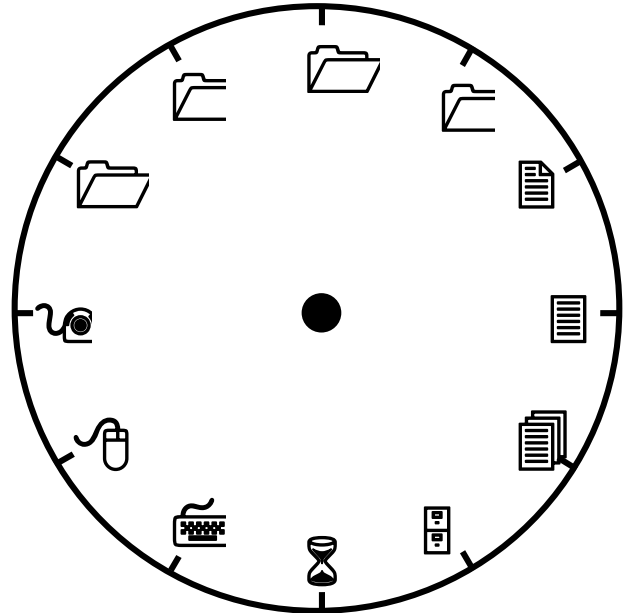
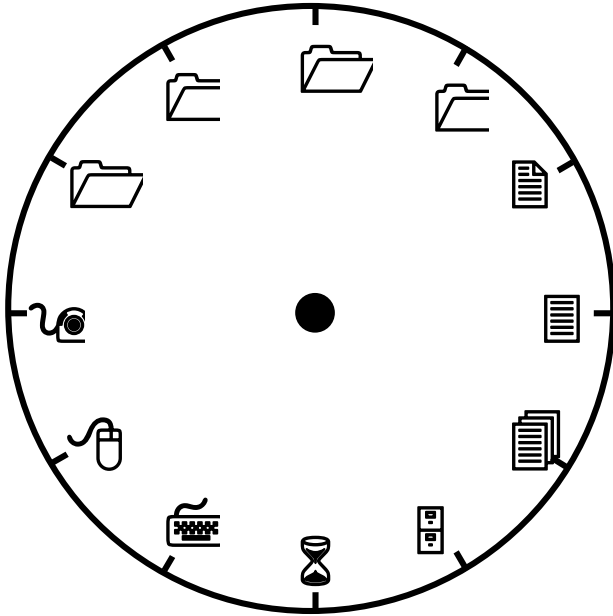


Tue	 RE - What is this image about? Write down your favourite prayer and explain why you have picked this one. Now write your own prayer using your favourite one to draw ideas from.	Tue	PE – <a href="https://www.youtube.com/watch?v=L_A_HjHZxfI">https://www.youtube.com/watch?v=L_A_HjHZxfI</a> have a go at this!
Wed	RE – find out about the Rosary. Write a short explanation of the different prayers for each bead on the Rosary. How many beads are there altogether? Pray a decade of the Rosary	Wed	Science – Healthy Lifestyle <a href="https://classroom.thenational.academy/lessons/why-do-people-with-different-lifestyles-need-different-diets-6nj66r">https://classroom.thenational.academy/lessons/why-do-people-with-different-lifestyles-need-different-diets-6nj66r</a> - watch the video then do the activity. Give me some advice on how to have a healthier lifestyle – post it on seesaw
Thu	<a href="https://www.onceuponapicture.co.uk/portfolio_page/morning-surprise/">https://www.onceuponapicture.co.uk/portfolio_page/morning-surprise/</a> look through the statements and questions under the picture; write a story about how the Octopus came to be there.	Thu	Design and Technology – make a set of rosary beads out of pasta
Fri	Write a list of instructions on making a set of Rosary beads	Fri	Topic – The United Kingdom On the map of the United Kingdom below mark on the countries, cities, rivers and mountains

## 100 Number Grid:



1	2	3	4	5	6	7	8	9	10
11	12	13	14	15	16	17	18	19	20
21	22	23	24	25	26	27	28	29	30
31	32	33	34	35	36	37	38	39	40
41	42	43	44	45	46	47	48	49	50
51	52	53	54	55	56	57	58	59	60
61	62	63	64	65	66	67	68	69	70
71	72	73	74	75	76	77	78	79	80
81	82	83	84	85	86	87	88	89	90
91	92	93	94	95	96	97	98	99	100



Learning project: week 2 - post work on Seesaw

